

150 Watt SS 150M10

182mm 60Cells PV Module

Electrical Characteristics

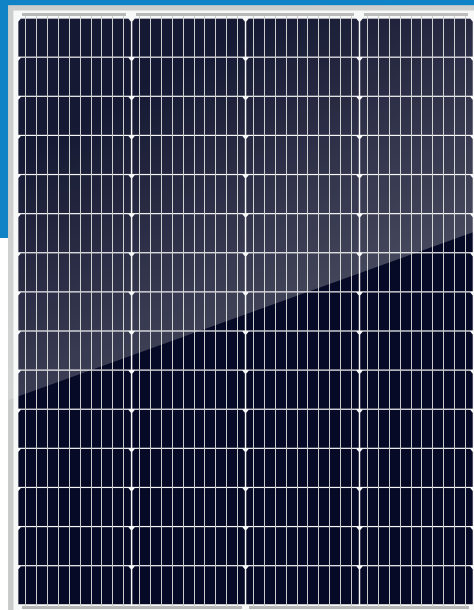
Module Type	SS 150M10
	STC
Maximum Power- Pmax(W)	150
Open Circuit Voltage - Voc(V)	20.59
Short- Circuit Current - Isc(A)	8.82
Voltage at Pmax -Vmp(V)	17.87
Current at Pmax - Imp(A)	8.39
Module Efficiency - η m(%)	20.01
Power Tolerance(W)	0, +4.99W
Maximum System Voltage(V)	700Vdc (IEC / UL)
Maximum Series Fuse Rating (A)	10A

Mechanical Specifications

External Dimensions	980*765*30mm
Weight	7.55kg
Solar Cells	Mono crystalline 182X60.66mm (4X15pcs)
Front Glass	3.2 mm tempered glass
Frame	Aluminum
Junction Box	IP67
Output Cables	90cm, length can be customized
Connector	MC4 Compatible
Mechanical Load	Front Side Max. 5400Pa, Rear Side Max. 2400Pa

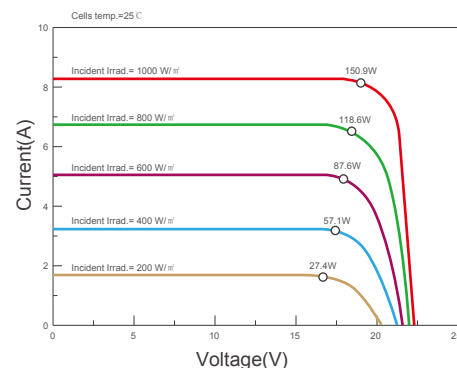
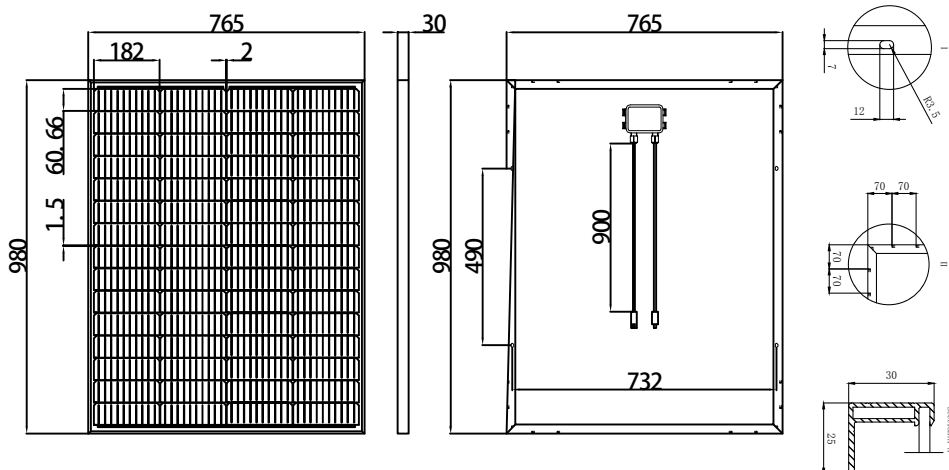
Temperature Characteristics

Pmax Temperature Coefficient	-0.350%/C
Voc Temperature Coefficient	-0.270%/C
Isc Temperature Coefficient	+0.048%/C
Operating Temperature	-40~+85 C
Nominal Operating Cell Temperature(NOCT)	45±2 C



Packing Configuration

Module Type	SS 150M10
Module Dimensions	980*765*30mm
Pallet Dimensions	1030*1130*885mm
Pallet Weight	280kg
Pieces/Pallet	36pcs



Distributed by : **Northern Sunshine Co.,Ltd.**

82/33 Rattanathibet 26/1, Nonthaburi 11000 Thailand  @nsthai

